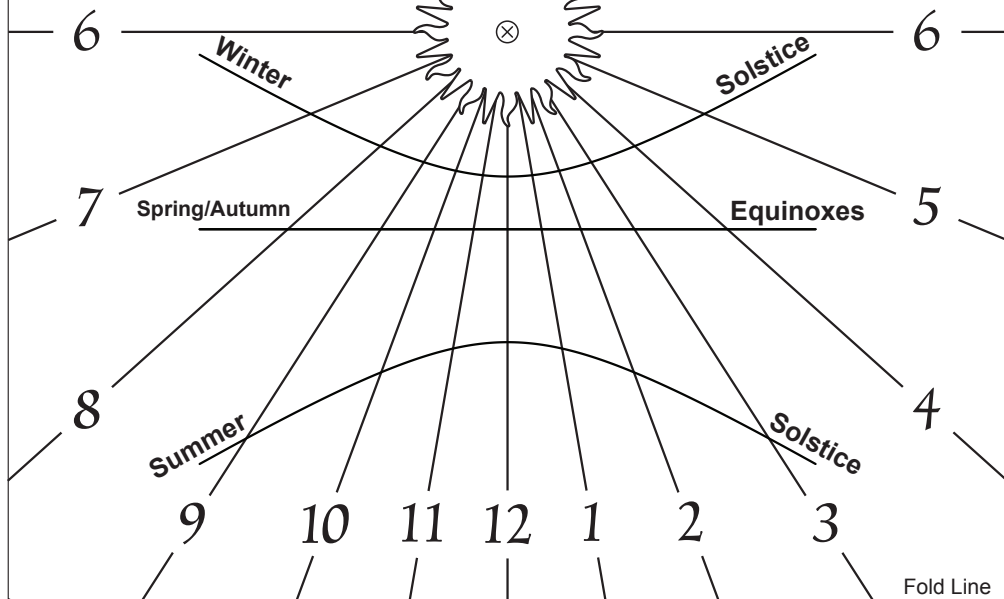


This Universal Multi-Dial can be adjusted to read Solar Time simultaneously on its Vertical, Horizontal, Polar and Equatorial faces anywhere between 50° and 40° north.

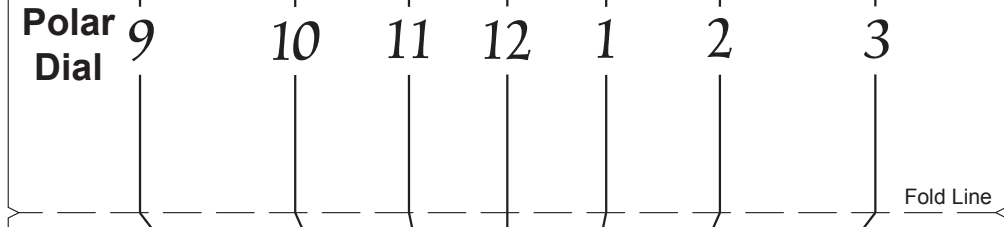
Add/subtract 4 minutes for every degree of longitude west/east of the zone meridian.

Vertical Dial

Nodus 20mm from gnomon origin.



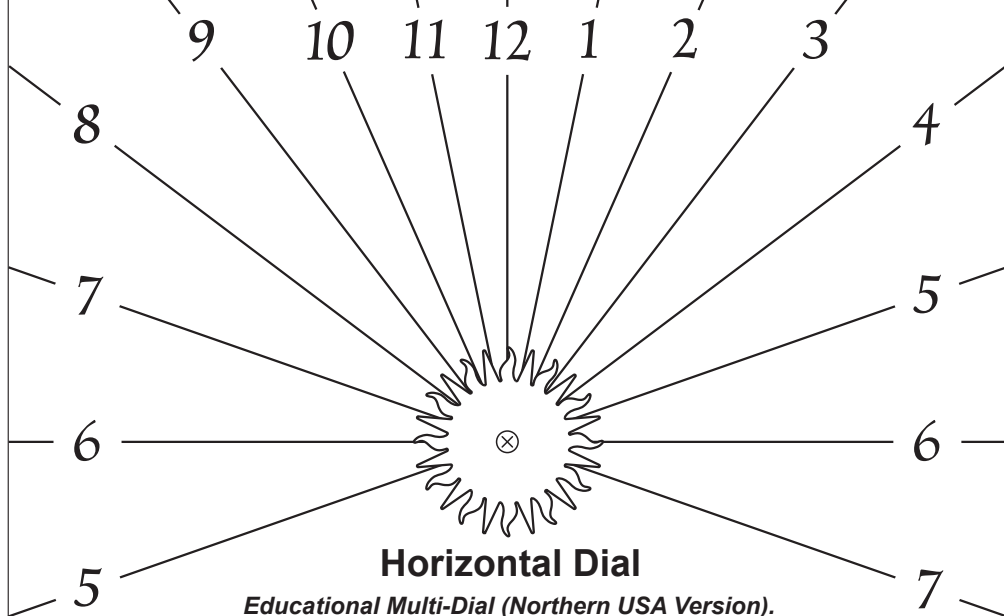
Polar Dial



Cut the 4 notches carefully with the tip of a sharp Stanley knife (box cutter). The fold lines can then be located from behind the card faces.

Cut about half way through the card at the fold lines from BEHIND before folding. The fold lines should be 30mm (1.18") apart for best fit to the support structure.

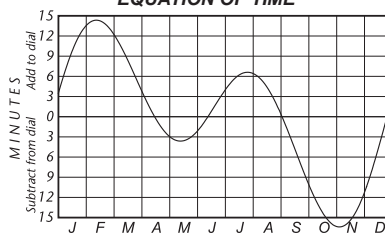
Tip: Practice on scrap to get it just right.



Horizontal Dial

**Educational Multi-Dial (Northern USA Version).
Delineated for 50° North. For each degree further south trim the base to tilt the dial assembly 1° backward.**

EQUATION OF TIME



These dials indicate Solar Time: use the graph to convert to Clock Time. Add one hour to the dial reading when Daylight Saving is in operation.

Created by Tony Moss B.Sc. D.L.C. 2014
ex. Lindisfarne Sundials